

GENERAL REPAIR

Complete Your Shop With
Coats® Equipment

4 POST ALIGNMENT OR SERVICE 19,000 LB. / 8.6T CAPACITY

Double Wall Runways with
"Z" Rails, Built-in Radius Plate
Pockets & Rear Slip Plate



Machined Pulleys and Cables




9" / 229 mm Machined Pulleys with 9/16"
/ 14mm Cables

Double Wall Deck with Z Rail



24" / 610 mm

Open Runway Slots Under Rear Slip Plates



To learn more about the 19K 4 Post, or
any of our other quality products, contact
your authorized Coats distributor or call
1-855-876-3864 for the dealer nearest you.

coats®

CONTACT US NOW

www.coatsgarage.com
or call 1-855-876-3864



4 POST ALIGNMENT OR SERVICE 19,000 LB. / 8.6T CAPACITY

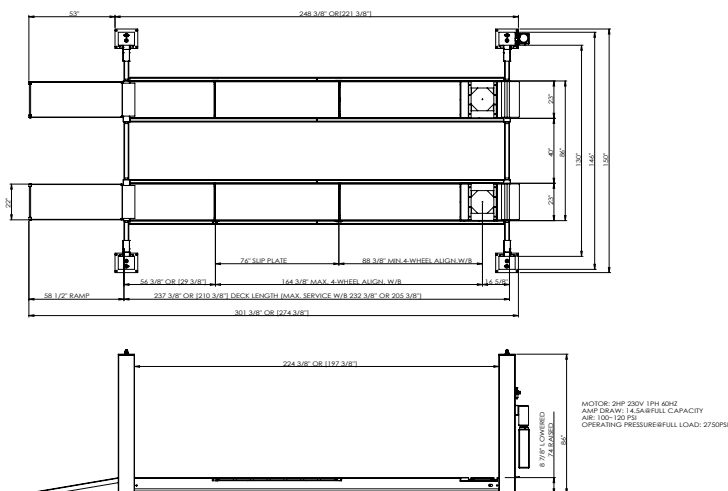
4 POST ALIGNMENT OR SERVICE 19,000 LB. / 8.6T CAPACITY

LEGENDARY RELIABILITY WITH STATE OF THE ART CAPABILITY.

SPECIFICATIONS

| | |
|-------------------------------|--|
| Capacity | 19,000 lbs / 8.6T |
| Overall Length Extended Model | 285 1/8" / 7242 mm |
| Overall Length Standard Model | 274 3/8" / 6969 mm |
| Deck Length Extended Model | 237 3/8" / 6029mm |
| Deck Length Standard Model | 210 3/8" / 5344mm |
| Overall Width | 150" / 3810mm |
| Deck Width | 23" / 584mm |
| Lowered Height | 8 7/8" / 225mm |
| Raised Height | 74" / 1880mm |
| Min. 4 Wheel Align. WB | 88 3/8" / 2245mm |
| Max. 4 Wheel Align. WB | 164 3/8" / 4175mm |
| Max. 2 Wheel Align. WB | 220 3/4" or 193 3/4" / 5607mm or 4921mm |
| Max. Service WB | 232 3/8" or 205 3/8" / 5920mm or 5617mm |
| Lift Time | 70 seconds |
| Power Requirement | 230V - 60Hz - 1 Ph - 20amp |
| Footprint | 150"w x 301 3/8"d x 86"h |
| Ceiling Height Required | 12' |
| Shipping Weight | 5,000 lb. / 2.3T |
| Part Number | Alignment: 4T419CSAR1 Extended: 4T419CXAR1 Service: 4T419CSSR1 Extended: 4T419CXSRI |

EQUIPMENT FOOTPRINT



FEATURES

- Built to higher quality standard; 100% North American made**
premium US Bucher 2HP / 1.5kw power unit.
- Corrosion resistant protection**
steel components are wheel-a-brator shot blasted and acid washed before a "double bake" powder coat finish is applied.
- Superior structural strength provides longer life and more precise alignments**
Non flex double wall 23" / 584mm wide runways with built in "Z" rail. Heavy duty 10" x 8 3/8" x 1/4" wall / 254mm x 213mm x 6mm wall columns and 3" x 8 1/4" / 72mm x 210mm tube traverse beams.
- Greater flexibility with more models to chose from**
Available in two runway lengths with built in wheel alignment or service deck. Lift can be ordered in red or blue.
- Premium options and accessories can expand the capabilities and service life**
Stainless steel radius plates and rear steer plates, built in tire inflation hoses, removable work steps, LED runway lighting and premium long life 5 year warranty HD jacking beams
- Lower maintenance costs**
Zirk style grease fittings at all 1
- Extended Life "Non Twist" Cable design**
Machined steel nickel plated 9" / 229mm pulleys with bronze self lubricating bushings. Non spin fatigue resistant 9/16" / 14mm cables are routed on double stacked pulleys (versus four stacked) to reduce stress and wear.
- Low pressure hydraulics provides longer life**
4" ID x 65" / 102mm ID x 1651mm cylinder is mounted under the runway and use a premium "Parker" seal and wear ring with chrome plated plunger shaft.
- Designed for optimum productivity**
Single point control with stainless steel cylinder air releases engage 12 locking positions. Adjustable locking ladders 81" x 2 3/4" x 3/8" / 2057mm x 70mm x 9.5mm thick allow for accurate levelling. Power unit can be mounted on a front or rear column. Built in runway compressed air outlets front and rear.


RECOMMENDED OPTIONAL ACCESSORIES



Jacking Beam
P/N (4TRJ9000)



Stainless Steel Turnplates
P/N (4TSSTP)



Runway Step Platforms
P/N (4TMWS)

coats