

GENERAL REPAIR

Complete Your Shop With Coats® Equipment 4 POST

COATS

4T430CSSR1 / 4T433CSSR1
4T430CSXR1 / 4T433CSXR1
4T430CESR1 / 4T433CESR1

COMMERCIAL GRADE AUTOMOTIVE SERVICE LIFTS

HEAVY DUTY CLOSED FRONT 4 PLATFORM SERVICE LIFT

30 OR 33,000 LB. / 13.6T OR 15T
CAPACITY



4T430CSSR1
4T433CSSR1

STRONG REINFORCED 24" / 610MM WIDE RUNWAYS
22', 25' OR 28' / 6.6M, 7.5M OR 8.5M LONG

OPTIONAL ACCESSORIES




Heavy duty 15,000 lb. (6.8T) Jacking beam
#4TRJ15 1yr. parts warranty



Waste Oil Drain Tray #4TWOD



Built in runway tire inflation hoses with
pressure gauges #4TTIL



Removeable Runway Step Platforms with
non slip surface #4TMWS

4 POST SERVICE 30, OR 33,000 LB. / 13.6 OR 15T CAPACITY

MAY 2021

To learn more about the Coats 4 Post, or any of our other quality products, contact your authorized Coats distributor or call **1-855-876-3864** for the dealer nearest you.

CONTACT US NOW

www.coatsgarage.com
or call 1-855-876-3864


COATS®

Heavy Duty Flat Deck Service
Lift 30/33,000 lb. (13.6/15Ton)
Capacity




STANDARD 4T430CSSR1 / 4T433CSSR1
EXTENDED 4T430CSXR1 / 4T433CSXR1
EXTRA LONG 4T430CESR1 / 4T433CESR1


OUR GOAL IS TO BUILD LIFTS THAT LAST LONGER, PERFORM BETTER AND COST LESS TO OPERATE



1. Machined 13" / 330mm Pulley & 5/8" / 15.9 mm 6 x 36 cables




2. Double wall reinforced deck with Z rail



3. 4" x 8 1/4" x 3/8" / 102 x 213x 9.5 mm HD front & rear traverse beams



7. Air locking system with Filter/Regulator/ Lubricator standard



8. Energy efficient premium US Made Bucher 4HP / 3 kw power unit typically lasts the life of the lift - single point lock release

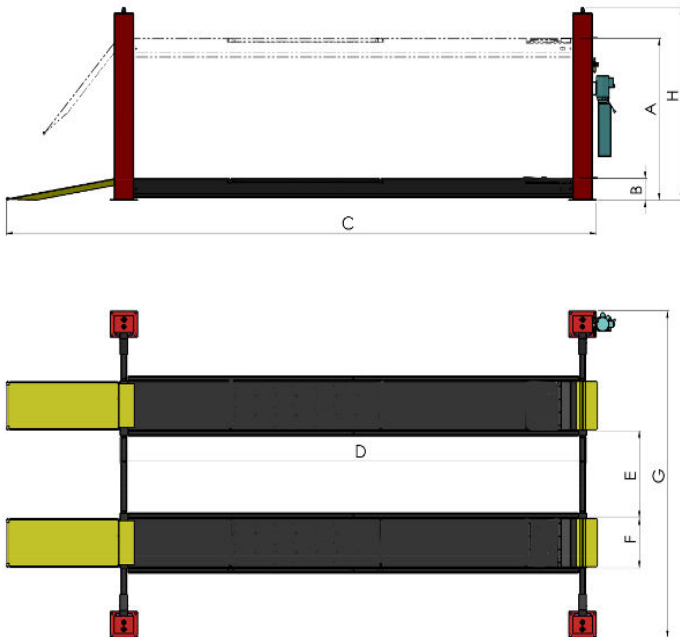
FEATURE	
1.	13" / 330mm steel pulleys with 5/8" / 15.9mm cables
2.	Wide 26" / 660 mm double wall non flex runways
3.	Durable powder coat double bake finish
4.	3" x 8 1/4" x 1/4" / 72 x 210x 6.4mm traverse beams
5.	Internal Krown rustproofing
6.	Water trap/ air regulator/ filter
7.	Single point air lock releases
8.	Premium US made Bucher Power Unit
9.	Double stacked pulleys spaced at the end & middle of the runways
	Three (3) deck lengths to choose from
	5" Diameter x 69" long / 127 x 1753 mm cylinder

BENEFITS	
1.	Last longer with less maintenance
2.	More stable platform for light & medium duty trucks
3.	Resists corrosion reduces & maintenance costs
4.	Creates a stronger more stable lift platform
5.	Prevents structural corrosion damage
6.	Lower maintenance cost for locks & jacks
7.	Safer raising and lowering on the locks
8.	Energy efficient & Lasts longer
9.	Lasts longer with Less maintenance
	Provides greater flexibility with type of vehicles
	Lasts longer with Less maintenance



9. Unique cable routing uses a maximum of two pulleys stacked together with a trunion "non Rotation bar" that creates long cable & pulley life

EQUIPMENT FOOTPRINT



CATEGORY			
CAPACITY		30,000 lb. (13.6T)	33,000 lb. (15T)
	OPEN OR CLOSED FRONT	Closed Front	
A	RAISED HEIGHT	70 1/4" (1784mm)	
B	LOWERED HEIGHT	10" (254mm)	
C	OVERALL LENGTH EX LONG	400 1/4" (10166mm)	
C	OVERALL LENGTH EXTENDED	364 1/4" (9252mm)	
C	OVERALL LENGTH STANDARD	328 1/4" (8338mm)	
D	DECK LENGTH EX LONG	333" (8458mm)	
D	DECK LENGTH EXTENDED	297" (7544mm)	
D	DECK LENGTH STANDARD	261" (6629mm)	
E	WIDTH BETWEEN RUNWAYS	42" to 48" (1067mm to 1219mm)	
F	RUNWAY DECK WIDTH	26" (660mm)	
G	OVERALL WIDTH FRONT/REAR	150" (3810mm)	
H	MAX COLUMN HEIGHT	92 1/2" (2350mm)	
	MAX WHEEL BASE STANDARD	241" (6121mm)	
	MAX WHEEL BASE EXTENDED	277" (7036mm)	
	MAX WHEEL BASE EX LONG	313" (7950mm)	
	LIFT TIME	100 seconds	
	POWER REQUIREMENTS	230V - 60Hz - 1Ph - 20 amp	
	JACKING BEAM CAPACITY	15,000 LB. (6.8T)	
	SHIPPING WEIGHTS	5600 - 6500 lb. (2546 - 2955 kg)	5800 - 6700 lb. (2636 - 3045 kg)
	PART NUMBERS	4T430CSRR1 4T430CSXR1 4T430CESR1	4T433CSRR1 4T433CSXR1 4T433CESR1



www.coatsgarage.com

1601 J.P. Hennessy Drive, LaVergne, TN 37086 (800) 688-6496 or (615) 641-7533
COATS Company Canada: 2430 Lucknow Drive, Unit 9, Mississauga, Ontario L5S 1V3 (905) 672-9440