

coats

Engineered to Perform. Designed to Last.

2-POST LIFTS

10,000 lb and 12,000 lb Capacities



Which 2 Post Lift Should I Choose?

Coats 10K and 12K 2 Post lift models come with field adjustable height and width settings to accommodate your shop space and ceiling height.



Best for Cars and Light Trucks

Model: 10K 2N1 Asymmetric

Vehicles: Passenger Cars, SUV's, 150/1500 trucks

4TV21NSR1	Red, Standard Height
4TV21NSB1	Blue, Standard Height
4TV21NXR1	Red, Extended Height
4TV21NXB1	Blue, Extended Height

Ideal for EVs

Model: 10K Symmetric (10K 2N1 Shown)

Vehicles: Electric Vehicles

4TV21SSR1	Red, Standard Height
4TV21SSB1	Blue, Standard Height
4TV21SXR1	Red, Extended Height
4TV21SXB1	Blue, Extended Height



Best for Medium Duty Trucks

Model: 12K Symmetric (Wide Setting)


Vehicles: 250/2500, 350,3500, or 450/4500 model trucks, vans

4T212SSR1	Red
4T212SSB1	Blue



Energy Efficient Pump & Motor

U.S. made Bucher 2HP power unit designed for greater performance and low noise levels at max power.



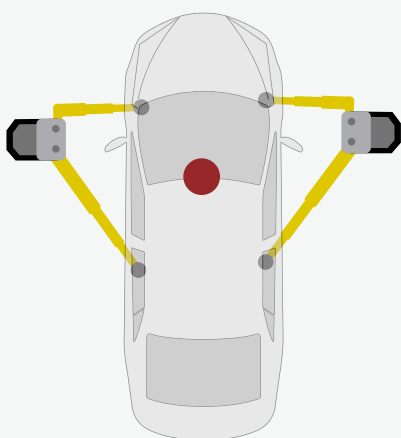
3-Stage Front & Rear Arms

2N1 adjustable arms provide longer reach and better access to hard to reach lift points. *(symmetrical models available)*



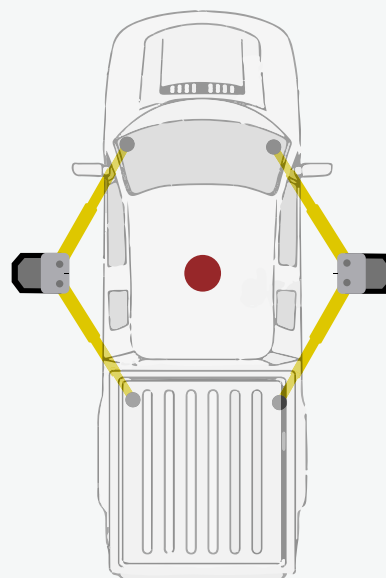
Multiple Included Adapters

Various adapters included with each lift to get started right after install. *(Pictured 10K set, see page 7 for more info)*



"2N1" Asymmetric Loading

- ✓ Faster access for the technician and reduces door damage
- ✓ Best suited for cars, light trucks, SUV's



Symmetric Loading

- ✓ Weight is centered between the columns with even distribution
- ✓ Vehicle is centered, making it easier to open the front doors
- ✓ Best suited for heavier or longer vehicles, including vans, trucks, SUV's

Lifts That Adapt to Your Workspace



Field Adjustable Height And Width Settings

Multiple height and width options in our lift line expand the number of vehicles that can be serviced and accommodate space and ceiling height.

Controls On Either Column

Single point release controls can be mounted on either side at time of install to align with shop layout. Comes with document holder and ALI materials.

Who We are

The Coats Company is a leading, global manufacturer and distributor of automotive service equipment and solutions. Based in Nashville, TN, we work with shops and dealerships around the world.

What We Do

- ✓ Maximize your uptime with our durable & reliable products
- ✓ Improve productivity with the fastest floor to floor times
- ✓ Provide easy to use equipment and solutions to our customers

Why Coats

- ✓ **Legacy** - For over 75 years, Coats has been trusted by shops and dealers across the country
- ✓ **Reliability** - Customer and technical service when you need it most
- ✓ **Profitability** - Our products make your shop or dealership more efficient and profitable



Shown # 4TV21SSR1



Rubber Mounted Power Unit

Dampens sound and prevents the motor from excessive vibration



Reinforced Columns For 10K


The 10K lifts are 20% heavier to keep the lift from flexing and prematurely wearing on components

10K

3.5" Pulleys
5/16" Cables


12K

4.5" Pulleys
3/8" Cables



Machined Steel Pulleys

Self lubricating bronze bushings and large diameter cables reduce maintenance costs



Arm Restraints

Nickel and zinc plated gears for preventative service

Durable and Efficient Lifting Power

Coats 2 Posts are commercial grade automotive lifts made with reinforced parts designed for maximum performance, reducing costs on repair and maintenance.

Lifts Built With Shops In Mind

Our lifts are Powder Coated and double baked to protect against structural corrosion and the harshest working environments



Nickel Plated Adapters

Ease of use for adjusting to correct lift points while preventing corrosion and wear.

Rubber Door Bumper Guards

Carriage door bumper guards protecting the lift and accidental customer vehicle damage

2 Post Adapters



Double Screw Pad Adapter

#4T42100042 (Individual)

Set of 4 included with:

✓ 10K

✓ 12K



Sliding Arm Adapters

#4T2PHA (Set of 2)

Set of 2 included with:

✓ 10K

✓ 12K



3" & 6" Nickel Plated Height Adapters Sets

#4T2PTA36 (Set of 8 pcs.)

Set of 8 pcs included with:

✓ 10K

✓ 12K




GM Frame Adapter

#4TGMTA (Set of 2)

Set of 2 (Optional with 10K) included with:

✓ 12K



Air Electric Station with Tool Holder

#4TAEPS (Individual)

Optional, Not Included
Accessory for 10K/12K

EV Accessories *



Round Double Screw

#4T42100036 (Individual)

Round style rubber contact area for EV lifting



EV Adapter Set

#4TTESLA

For most Teslas and other EV models (4 pcs with case)



Low Profile EV Arm Adapters

#4T2PEV4 (Set of 4)

Using this adapter lowers the 10K Lowered Height down to 3" and the 12K Lowered Height down to 2 3/4"



EV Rubber Block Adapters

#4T2PRBEV (Set of 4)

4"x 5"x 1" rubber contact block for added protection

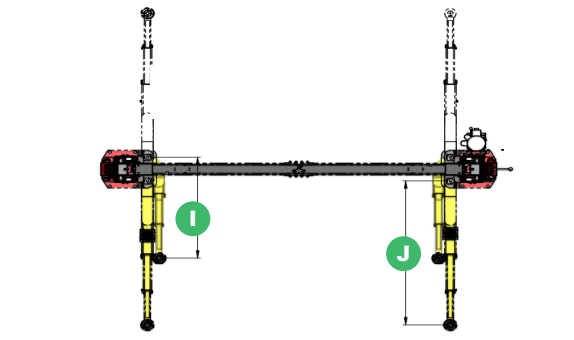
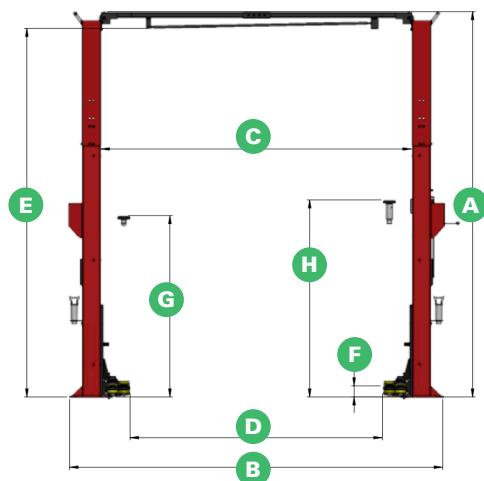
**All Coats EV accessories are optional, not included with lift unless noted*

SPECIFICATIONS

	10K 2N1	10K Symmetric	12K 2N1	12K Symmetric
Capacity	10,000 lb/4.5T	10,000 lb/4.5T	12,000 lb/5.5T	12,000 lb/5.5T
ALI Certification	Yes	Yes	Yes	Yes
A Overall Height	148" (3,759mm)	143" (3,632mm)	158 7/8" (4,035mm)	154 7/8" (3,934mm)
A Extended Height	172" (4,369mm)	172" (4,369mm)	N/A	N/A
B Overall Width	135 1/2" (3,441mm)	145 1/2" (3,696mm)	137 1/8" (3,483mm)	145 1/8" (3,686mm)
C Width Between Columns	112 3/4" (2,864mm)	122 3/4" (3,118mm)	109 3/4" (2,788mm)	117 3/4" (2,991mm)
D Drive Thru Width	92" (2,337mm)	110" (2,794mm)	89 1/8" (2,264mm)	105 5/8" (2,682mm)
E Under Bar Clearance	141" (3,581mm)	136" (3,454mm)	153 1/2" (3,899mm)	149 1/2" (3,797mm)
F Lowered Height (standard pad fully in)	4" (102mm)	4" (102mm)	3-3/4" (102mm)	3-3/4" (102mm)
G Raised Height (standard pad fully out)	78" (1,981mm)	78" (1,981mm)	77" (1,958mm)	77" (1,958mm)
H Raised Height (with extensions)	87" (2,210mm)	87" (2,210mm)	86" (2,184mm)	86" (2,184mm)
I Front Arm Reach	18" - 44" (457mm-1,118mm)	33" - 62" (838mm-1,575mm)	19 3/8" - 42" (492mm-1,067mm)	36 1/4" - 61 5/8" (921mm-1,565mm)
J Rear Arm Reach	33" - 62" (838mm-1,575mm)	33" - 62" (838mm-1,575mm)	36 1/4" - 61 5/8" (921mm-1,565mm)	36 1/4" - 61 5/8" (921mm-1,565mm)
Lifting Time	55 seconds	55 seconds	75 seconds	75 seconds
Standard Power Requirements	230V, 1PH, 60Hz, 20A	230V, 1PH, 60Hz, 20A	230 V, 1PH, 60Hz, 20A	230 V, 1PH, 60Hz, 20A
*Optional Field Adjustable at Install	**A: 138"	A: 148" and B: 135 1/2" OR **A: 138" and B: 135 1/2"	A: 154 7/8"	A: 158" 7/8 and B: 137 1/8"
Part Numbers	4TV21NSR1 / 4TV21NSB1 4TV21NXR1 / 4TV21NXB1	4TV21SSR1 / 4TV21SSB1 4TV21SXR1 / 4TV21SXB1	4T212NSR1 4T212NSB1	4T212SSR1 4T212SSB1

* Not recommended set-up, only use when there is clearance issues during install. Dimensions C, D, E change accordingly.

** Cylinders still reach up to 148" when the lift is fully raised



Why Choose Coats Lifts?



ALI Associate Member

Coats distributes ALI Certified lifts and is an active ALI Associate Member.



North American Assembled

Coats uses premium components sourced in the U.S. and abroad.



ALI Lift Inspections

Our lift inspectors are certified to perform ALI Lift Inspections for any lift brand. Book with us today!

(800)-688-6359



www.coatscompany.com/product-series-2-post-lifts/

coats®

Contact Us!

www.coatscompany.com/contact/

Sales Inquiries: **855-876-3864**

Customer Service: **800-688-6359**

**1601 J.P. Hennessy Drive
LaVergne, TN 37086**

**2430 Lucknow Drive Unit 9
Mississauga, Ontario
L5S 1V3 Canada**

*Disclaimer: Coats Company, LLC is constantly updating their products to maintain the highest possible standards of performance and safety. The specifications, descriptions, and photos in this brochure are only accurate at the time of printing and are subject to change with or without notice.