

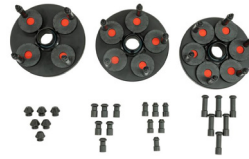
## 525 Wheel Lift

This lift system reduces operator fatigue and the potential for expensive wheel damage.

800525 (for 1300/1400/1500/1600 models)

800525AUTO1415 (auto-retracting, 1400/1500 models only)

800525AUTO16 (auto-retracting, for 1600 models only)



## Three Pin Plate Set for 40mm Shaft

Pin plates accurately position wheels on the balancer shaft to maximize the performance of your balancer and wheels. For 4, 5, and 6 lug wheels.

(8200000400)



## Double-Sided Collet Kit

Center Bore Range: 2.04" - 5.20" (52mm - 132mm)

Provides technicians with a durable and precise mounting method. For 40mm shaft wheel balancers.

(85609499)



## LT. Truck Cone Kit

Eliminates faceplate extension and spacer cone for some light trucks.

(8113277C)



## Toyota Adapter Kit

The offset adapter matches the OE wheel for vehicle-like mounting on the balancer.

(85009945)



**Premium Hub Nut**  
(85610908)



**Hub Nut**  
(8112103)



**Premium Slide Nut**  
(85607503)




**Pressure Cup & Rubber Lip**  
(8112106)



## LT. Truck Back Cone Spacer

Extends faceplate diameter for mounting larger cones behind the wheel.

(8111935)



## Ford ULA 3 Degree Cone

Ultra low angle cone specified by Ford to be used on 2003 and newer F150, Expedition & Navigator wheels with adjustable Pin Plates.

(81141821)

**Premium Quick Nut Repair Kit**  
(85607817)



## Light Truck Kit for 40mm Shaft

### Part Number (8300000400)

Designed for light-duty and medium-duty trucks, including 1500 to 5500 series trucks, the Coats Light Duty Truck Kit is easy to use and incorporate into your workflow to ensure properly centered wheels and superior balancing results.

The high-quality, durable, and corrosion-resistant parts withstand the harshest shop environments, keeping work flowing in your shop.

### Compatibility

All Coats 40mm Shaft Balancers



## Medium Truck Kit for 40mm Shaft

### Part Number (8302010400)

The right tools deliver the right results. Accurately center large 220/221mm wheels, commonly found on medium-duty trucks, onto your balancer with the Coats Medium Truck Kit.

This complete kit lets you confidently center 6, 8, and 10-lug commercial wheels, with a backing plate that enhances static centering for precise balancing of heavy wheels.

### Compatibility

All Coats 40mm Shaft Balancers



## Heavy Truck Kit for 50mm Shaft

### Part Number (8302010510)

When balancing large wheel assemblies on 50mm shaft balancers, the Coats 50mm Heavy Duty Truck Kit ensures correct mounting and accurate results the first time, every time.

Designed for high-volume shops, this kit features durable, long-lasting parts that maximize uptime.

### Compatibility

Coats 6450 HD Balancer

All Coats 50mm Shaft Balancers



## MAXX Wheel Lift

The Coats Maxx Wheel Lift simplifies handling heavy assemblies, lifting up to 150 lbs to a 29" tabletop height effortlessly using a foot pedal at 150 PSI.

	220V	220V 2SPD	110V	Air
<b>Maxx 80 &amp; 90</b>	8090LFT220	8090LFT2SPD	8090LFT110	8090LFTAIR
<b>Maxx 50 &amp; 70</b>	5070LFT220	N/A	5070LFT110	5070LFTAIR



### Nylon Duckhead® Tool (8183061)

Designed for added rim protection and replaces the steel Duckhead® mount/demount tool and fits RC-45, RC-55, X-Series®, Maxx Series and GTS Series.



### High-Spoke Plastic Duckhead® Tool (8184432)

The Plastic Gray High-Spoke Duckhead® mount/demount tool is designed for high-spoke wheels, lifting the bead above the spokes and is compatible with all X-Series, Maxx Series and RC Series tire changers.



### Euro Style Nylon Duckhead® Tool Kit (85607467)

Allows for the use of the low profile head on Maxx and X-Series Changers. For replacement of just the duckhead without the adaptor use part #: (830084031)



### Steel Duckhead® Tool (81827881)

The plastic floating tail conforms to the rim to mirror its radius. This places the tire in the optimal position for installation. \*Replacement plastic inserts (182961)



### Motorcycle Duckhead® Tool (8183313)

This Duckhead Mount/Demount Tool is designed for use on motorcycle applications. \*Replacement plastic inserts (8183373)



### Robo Helper Arm Kit

(85009937)

Add a Robo Arm, which is used to push the tire bead into the drop center of the rim.



### Grip Max Extended 30" Clamps

(85607986)

Provide an external clamping range of 16" up to 30". Fits X and Maxx Series Tire Changers.



### Grip Max 2.0 Clamps

(85612106)


One-piece, dual compound design with increased surface area for maximum grip. Updated jaw profile improves ease of use for outside clamping. Three position adjustment capability covers a wide range of wheel diameters. Fits X and Maxx Series tire changers. \*Grip Max 2.0 Rebuild Kit (85611034).



### 17.5" Clamps

(85613680)

This set of four steel clamping jaws is specifically designed for reverse drop center 17.5" wheels and 19.5" medium-duty truck wheels. Their steel construction, optimized standoff distance, and jaw width ensure a secure and easy grip on reverse drop center wheels. Compatible with Coats Maxx Series, X Series, RC Series, and APX tire changers.



### Steel 3-Position Clamps

(8184926EX)

Provide an external clamping range of 6" up to 24". Fits all X, Maxx, RC and GTS Series Tire Changers.



### RC200 Style Motorcycle Clamps (4)

(81845744)

Made for X-Series and MAXX Tire Changers (Clamps Insert Qty 1: 8183248)



### Auxiliary Bead System (ABS)

(85606545)

Taps directly into the tire changer's surge tank and assists in seating virtually any tire assembly.



### Quilted Clamp Socks (10)

(8183604)

Made for steel clamps only.