

# coats



## Maxx Service Four Post Lifts

## Maxx four post service lifts are built for longevity

Four post lifts are staple equipment in automotive repair facilities. Maxx Service Four Post Lifts are for high performing shops who need a stable lift with higher weight capacity or longer lift runway for larger, commercial vehicles.



Shown 4T430CSSR1

### 15,000 lb, 19,000 lb, 30,000lb, and 33,000 lb Capacities Engineered for strength

Maxx Four Post Lifts are high performing lifts that offer long term performance in high duty cycle shops. Our Maxx Four Post Lifts are our most inclusive line of drive on lifts for a wide range of passenger cars, trucks, and commercial vehicles.

### Resilience built into every component

We engineer Maxx Service Lifts with special attention to the most common wear points that reduce the service life of other manufacturers' lifts.



#### USA Made Power Unit

Every every Maxx Four Post Lift is powered by a USA-made Bucher pump and motor built to deliver reliable hydraulic pressure. It's efficient and dependable, designed to keep your shop moving for years.



#### No-Flex Runways

Maxx Four Post Lifts don't flex under heavy, uneven loads, thanks to an exclusive, Z-shaped steel rail inside both runways that prevents warping and brings additional stability.

### We build lifts that last longer, perform better, and cost less to operate

We spec the highest quality materials and finishes, minimizing downtime and maintenance costs.



## Built for Safety

Every Maxx Four Post Lift is certified by the only accredited program in North America that independently verifies whether a lift complies with all industry safety and operational standards, such as structural integrity, mechanical safety systems, hydraulic and electrical systems, and load testing.



## Lift Inspections by the Coats Connect Service Network

Coats Service Network Lift Inspectors are tested and qualified to inspect ANY brand of lift, using the ALI Check360 Certified Lift Inspection Program. Be confident that your lifts have been annually certified and inspected to meet safety and health standards.

With the Coats Connect Service Network, you're calling upon a service network staffed coast to coast by our technicians who are supported by a central dispatch actively managing from call to completion.



## Complete your bay

With Maxx Lifts, your bay is equipped with the right lift for the vehicles you service. Complete your shop with Maxx Tire Changers that are engineered to perform and expand your shop's service offerings.




## The Coats Maxx Series Portfolio

The Coats Maxx portfolio - the technologies your techs need to make redundant tasks and manual processes faster and easier. The Maxx Portfolio includes single purpose technologies like tire changers, air compressors, and automotive lifts that do one job and do it better than any other on the market today.

### Camber Neutral Technology

Our 15K Open Front models come with camber-neutral support beams that can be adjusted to keep lift runways level, even as front rollers wear.



### Powder Coated to Resist Corrosion

Powder-coated and double-baked for durability in harsh environments, Maxx Four Post Lifts also undergo Krown rust proofing to protect against structural corrosion.

### Double-Stacked Pulleys

Double-stacked pulleys on two plated and greased pins distribute load evenly and reduce localized stress compared to single-pin, four-pulley designs.



### Air Locking System

This system filter/lubricator minimizes contamination, lowering maintenance costs on locks and jacks.

### Prestretched Cables

Prestretched cables reduce adjustment frequency, while large machined steel pulleys with self-lubricating bearings minimize friction.




Plus, a single point air lock release means safer lowering and raising on the locks.

## Optional Accessories




Rolling Waste Oil Drain  
#4T4RWOD



**Heavy Duty Rolling Jacks**  
Our rolling jacks have a 5 year parts warranty, one of the best in the industry. They're that durable. Available in 6,000lb-9,000lb capacities.

## Drive Thru Ramp Kits

#4T154PDTK (for 15K), #4TSDBK (for 19K), #4T304PDTK (for 30K/33K)



LED Lighting Kit  
(factory installed for 15K and 19K)  
#4TLED1

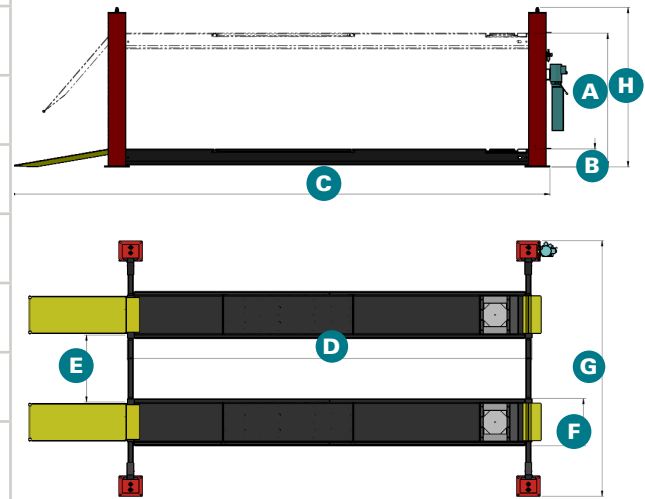


Moveable Work Step  
(Set of 2)  
#4TMWS

	N <sup>4</sup> 15 (Service 4 Posts)		N <sup>4</sup> 19 (Service 4 Posts)	
Capacity	15,000 lb/6.8 T		19,000 lb/8.6 T	
Lift Style	Open Front	Closed Front	Closed Front	
<b>A</b> Raised Height	75" (1,905mm)		74" (1,880mm)	
<b>B</b> Lowered Height	8 3/8" (213mm)		10" (254mm)	
<b>C</b> Overall Length Standard	260 1/2" (6,617 mm)		274 3/8" (6,969mm)	
Overall Length Extended	287 1/2" (7,303mm)		301 3/8" (7,655mm)	
<b>D</b> Deck Length Standard	211" (5,359mm)		210 3/8" (5,344mm)	
Deck Length Extended	238" (6,045mm)		238" (6,045mm)	
<b>E</b> Width Between Runways	41" (1,041mm)		41" (1,041mm)	
<b>F</b> Runway Deck Width	23" (584mm)		23" (584mm)	
<b>G</b> Overall Width Front/Rear	143-137 1/2"	137 1/2"	150" (3,810mm)	
<b>H</b> Max Column Height	101 1/2" (2,587mm)	86" (2,184mm)	86" (2,184mm)	
4 Wheel Base (Standard)	min: 84", max: 198"		min: 84", max: 198"	
2 Wheel base (Extended)	max: 226"		max: 226"	
Lift Time	70 seconds		70 seconds	
Power Requirements	230V, 60Hz, 1 Ph, 25 amp		230V, 60Hz, 1 Ph, 25 amp	
Recommended Jacking Beam	7,500 lb/3.5 T		9,000 lb/4.1 T	
ALI Certified	Yes (see part numbers)		Yes (see part numbers)	
Part Numbers:	Open: 4T4150SSR1 / 4T4150XSR1 Closed: 4T415CSSR1 / 4T415CXSR1		Closed: 4T419CSSR1 / 4T419CXSR1	
Warranty	1 year parts (1 year freight on all parts), 1 year labor 5 Years on Lift Structural Parts: columns, carriage blocks, overhead support, arms 2 Years on Lift Hydraulic Parts: power lift, hydraulic lines, hydraulic cylinders			

## N<sup>4</sup>30S and N<sup>4</sup>33S Service 4 Posts

Capacity	30,000 lb/13.6 T	33,000 lb/15 T
Lift Style	Closed Front	
<b>A</b> Raised Height	70 1/4" (1,784mm)	
<b>B</b> Lowered Height	10" (254mm)	
<b>C</b> Overall Length Standard	328 1/4" (8,338mm)	
Overall Length Extended	364 1/4" (9,252mm)	
Overall Length Ex. Long	400 1/4" (10,166mm)	
<b>D</b> Deck Length Standard	261" (6,629mm)	
Deck Length Extended	297" (7,544mm)	
Deck Length Ex. Long	333" (8,458mm)	
<b>E</b> Width Between Runways	42" to 48" (1,067/1,219mm)	
<b>F</b> Runway Deck Width	24" (610mm)	
<b>G</b> Overall Width Front/Rear	150" (3,810mm)	
<b>H</b> Max Column Height	92 1/2" (2,350mm)	
4 Wheel Base (Standard)	min: 84", max: 249"	
2 Wheel Base (Extended)	max: 285"	
2 Wheel Base (Ex. Long)	max: 321"	
Lift Time	70 seconds	
Power Requirements	230V, 20 amp	
Recommended Jacking Beam	15,000 lb/6.8 T	
Part Numbers:	4T430CSSR1 4T430CXHR1 4T430CESR1	4T433CSSR1 4T433CXHR1 4T433CESR1
Warranty	1 year parts (1 year freight on all parts), 1 year labor 5 Years on Lift Structural Parts: columns, carriage blocks, overhead support, arms 2 Years on Lift Hydraulic Parts: power lift, hydraulic lines, hydraulic cylinders	



For more information visit [coatscompany.com](https://coatscompany.com), scan the QR code, or call us at **800-688-6359**

